

How It Works: LEO™ Classroom

Connect with expert tutors for on-demand, 1-to-1 help



The expert tutors at **Tutor.com** can help you work through a tough homework problem, improve your writing skills, study for a test, review a difficult concept, and so much more!

Live Tutoring Step-by-Step Guide

The screenshot shows the 'Connect with a Tutor Now' page. At the top, there are navigation links: 'Connect with a Tutor Now', 'Schedule a Session', 'Drop Off Your Work', 'Test Prep and Self-Study', 'Job and Career Resources', and 'My Account'. Below this is a section titled 'Connect with a Tutor Now' with a sub-header 'Get a tour of Tutor.com' and a link 'View Previous Sessions'. The main content area asks 'What do you need help with today?' and includes a language selector set to 'English'. There are dropdown menus for 'Topic' and 'Subject', and radio buttons for 'Chat Only' and 'Chat with Voice'. A text input field is labeled 'Question' with the placeholder 'Enter your question here...'. There is an 'ATTACH A FILE' link and a prominent yellow 'SUBMIT' button.

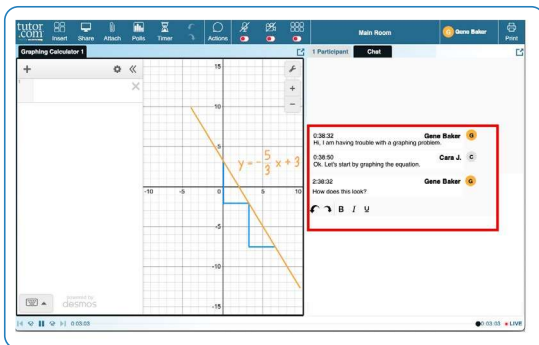
Step 1: Get started

Go to <https://tutor.nhvweb.net> or launch the Tutor.com app from the Google Waffle.

Step 2: Get the right tutor and start your session

Fill in the quick pre-session questionnaire. Using this information, we will match you with the first available tutor best qualified to assist you.

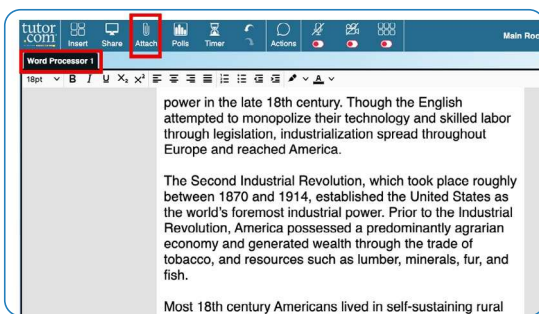
Click on the **SUBMIT** button to quickly connect with an incredible tutor.



Step 3: Communicate

You can use text- or voice-chat to communicate with your tutor in the online classroom. You and your tutor may also use the interactive whiteboard to share work and ideas.

*All activity in the classroom is recorded for review and quality control. Transcripts will be available afterward in **My Account** under the **Completed Sessions** tab.*



Step 4: Share a file

You can upload files related to your assignment to your online classroom—including documents, spreadsheets, presentation slides, screenshots, image files, and more. You and your tutor will be able to view them together during your session.

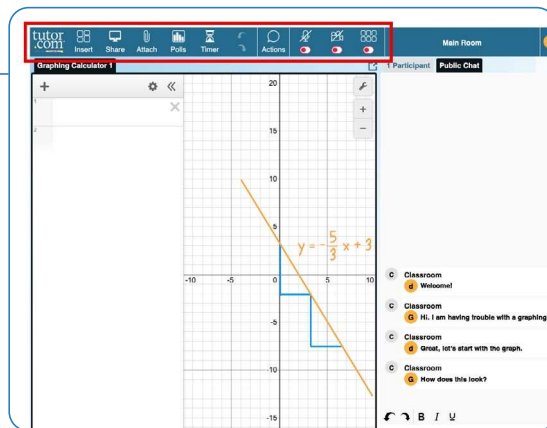
The screenshot shows the 'Post Session Survey' form. It contains two Likert scales for rating agreement with statements. The first statement is 'By the end of the session, the student achieved understanding of the concept.' and the second is 'The student had the prerequisite knowledge required to understand the concept.' Both scales range from 'Strongly Disagree' to 'Strongly Agree'. There are also radio buttons for 'Neither agree nor disagree' and 'Technical issues prevent me from accurately answering this question'. Below the scales is a dropdown menu to 'Please classify the session' (set to 'Algebra I') and a text area for 'Comments'. A 'Submit' button is at the bottom.

Step 5: Rate and review your session

After each session, be sure to let us know how we did! Complete the survey and share your comments. Then, you'll have the option to play a recording of your session and email or print the chat log and whiteboards.

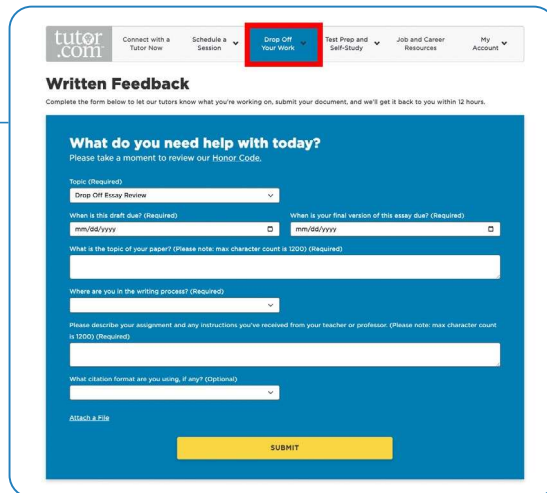
Use special tools

The classroom includes a graphing calculator, code editor, and text editor that can be used when working on subject material requiring special tools. You can open them by using the buttons above the whiteboard.



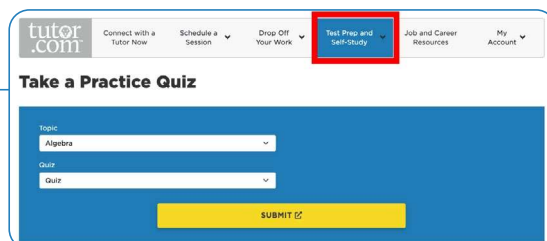
Submit your paper

The drop-off writing review service allows you to get expert help from a tutor without having to connect for a real-time session. Upload a draft of your assignment—whatever stage it is at—and get detailed feedback within a day. Retrieve your tutor's completed review in **My Account** under the **Completed Sessions** tab.



Practice for a test

Use our practice quizzes to assess your knowledge and prepare for upcoming tests in math, science, and English. Take a quiz, review your results, and connect with a tutor to go over any questions you may have missed.



Use My Account

- Access files you have saved or those you have shared in sessions with your tutors under **Locker**.
- Reconnect with your favorite tutors or see when they are next available by clicking on **Favorite Tutors**.
- Review previous sessions and retrieve feedback on your drop-off reviews under **Completed Sessions**.

